



HAL
open science

On the model-free control of an experimental greenhouse

Frédéric Lafont, Nathalie Pessel, Jean-François Balmat, Michel Fliess

► **To cite this version:**

Frédéric Lafont, Nathalie Pessel, Jean-François Balmat, Michel Fliess. On the model-free control of an experimental greenhouse. International Conference on Modeling, Simulation and Control (ICMSC'13), Oct 2013, San Francisco, United States. pp.CDrom. hal-00831598

HAL Id: hal-00831598

<https://hal-polytechnique.archives-ouvertes.fr/hal-00831598>

Submitted on 7 Jun 2013

HAL is a multi-disciplinary open access archive for the deposit and dissemination of scientific research documents, whether they are published or not. The documents may come from teaching and research institutions in France or abroad, or from public or private research centers.

L'archive ouverte pluridisciplinaire **HAL**, est destinée au dépôt et à la diffusion de documents scientifiques de niveau recherche, publiés ou non, émanant des établissements d'enseignement et de recherche français ou étrangers, des laboratoires publics ou privés.

On the Model-free Control of an Experimental Greenhouse

Frédéric Lafont, Nathalie Pessel, Jean-François Balmat, and Michel Fliess

Abstract—In spite of a large technical literature, an efficient climate control of a greenhouse remains a very difficult task. Indeed, this process is a complex nonlinear system with strong meteorological disturbances. The newly introduced “model-free control” setting is employed here. It is easy to implement, and has already shown excellent performances in many other concrete domains. Successful experimental tests are presented and discussed. They are compared to a Boolean approach, which is often utilized in practice.

Index Terms—Greenhouse, climate control, model-free control, intelligent PI controller.

I. INTRODUCTION

THE main objective of a greenhouse crop production (see, *e.g.*, [1]) is to increase economic benefits for the farmer when compared to more traditional techniques. An adequate regulation should not only improve the production and its quality but also reduce pollution and energy consumption. Controlling the internal hygrometry and the carbon dioxide should optimize therefore the photosynthesis. The resulting system should:

- remain open for exploiting the advantages of some external disturbances, like radiation and temperature,
- filter possible adverse conditions, like wind and rain.

There is already an enormous literature (see, *e.g.*, [2], [3]) on this important topic from an applied viewpoint. A large variety of tools has been utilized. Many studies have been devoted to obtain a “good” knowledge model. It might be

- static, and based on a thermic balance (see, *e.g.*, [4]),
- dynamic, and based on an energy balance (see, *e.g.*, [5]).

The obtained physical models are nonlinear, and strongly disturbed, *i.e.*, often by weather conditions which are impossible to forecast precisely (see, *e.g.*, [6]). Complex calibrations prevent moreover to utilize those models for writing down efficient control laws. Multi-models were also proposed (see, *e.g.*, [7], [8], [9], [10]), as well as black box models (see, *e.g.*, [7], [10], [11]). Here also it is difficult to deduce a control synthesis. Fig. 1, which is borrowed from [3], displays the most popular viewpoints. Among the “conventional” control synthesis methods, let us point out the well-known PID controllers and On/Off techniques. See also:

Manuscript received April 30th, 2013; revised May 31th, 2013. This work was supported by the Institut Universitaire de Technologie de Toulon, France.

F. Lafont, N. Pessel and J-F. Balmat are with LSIS (UMR CNRS 7296), Université du Sud-Toulon-Var, 83957 La Garde, France ({lafont, nathalie.pessel, balmat}@univ-tln.fr).

M. Fliess is with LIX (UMR CNRS 7161), École polytechnique, 91128 Palaiseau, France and with A.L.I.E.N. SAS, 24-30 rue Lionnois, BP 60120, 54003 Nancy, France (michel.fliess@alien-sas.com, Michel.Fliess@polytechnique.edu).

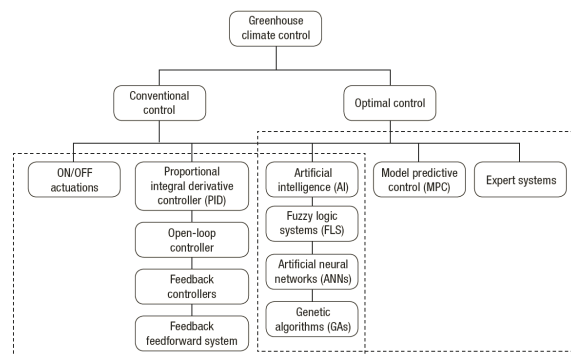


Fig. 1. Greenhouse control theories classification

- [6], [8], [9], [12], [13] for the modeling,
- [7], [14], [15], [16], [17] for the control.

This communication is devoted to the control of an experimental greenhouse via a newly introduced technique, called *model-free control* ([18], [19], [20], [21]), where the need of any mathematical model disappears. It should be emphasized that this setting, which yields easily implementable *intelligent* PID controllers, has been within a few years successfully applied in a number of practical case-studies, which cover a large variety of domains (see, *e.g.*, the references in [21], and [22], [23], [24], [25], [26], [27], [28]).

Our paper is organized as follows. Section II is devoted to a brief review of model-free control. Section III presents our experimental greenhouse system and the corresponding modeling problems. The intelligent PI controllers are implemented in Section IV. A comparison with a Boolean controller is discussed in Section V. Section VI provides a short conclusion.

II. MODEL-FREE CONTROL: A SHORT REVIEW

Let us restrict ourselves for simplicity’s sake to single-input single-output systems.

A. The ultra-local model

The unknown global description of the plant is replaced by the *ultra-local model*:

$$y^{(\nu)} = F + \alpha u \quad (1)$$

where:

- the derivation order $\nu \geq 1$ is selected by the practitioner;
- $\alpha \in \mathbf{R}$ is chosen by the practitioner such that αu and $y^{(\nu)}$ are of the same magnitude.

Remark 2.1: Note that ν has no connection with the order of the unknown system, which may even be with distributed parameters, *i.e.*, which might be best described by partial differential equations (see, *e.g.*, [29] for hydroelectric power plants).

Remark 2.2: The existing examples show that ν may always be chosen quite low, *i.e.*, 1 or 2. In almost all existing concrete case-studies $\nu = 1$. The only counterexample until now where $\nu = 2$ is provided by magnetic bearings [24] where frictions are almost negligible. See the explanation in [20], [21].

Some comments on F are in order:

- F is estimated via the measure of u and y ;
- F subsumes not only the unknown structure of the system but also of any perturbation.

B. Intelligent PIDs

Set $\nu = 2$ in Equation (1):

$$\ddot{y} = F + \alpha u \quad (2)$$

Close the loop via the *intelligent proportional-integral-derivative controller*, or *iPID*,

$$u = -\frac{F - \dot{y}^* + K_P e + K_I \int e + K_D \dot{e}}{\alpha} \quad (3)$$

where:

- $e = y - y^*$ is the tracking error,
- K_P, K_I, K_D are the usual tuning gains.

Combining Equations (2) and (3) yields:

$$\ddot{e} + K_D \dot{e} + K_P e + K_I \int e = 0$$

where F does not appear anymore. The tuning of K_P, K_I, K_D is therefore quite straightforward. This is a major benefit when compared to the tuning of “classic” PIDs (see, *e.g.*, [30], [31], and the references therein).

Set now $\nu = 1$ in Equation (1):

$$\dot{y} = F + \alpha u \quad (4)$$

The loop is closed by *intelligent proportional-integral controller*, or *iPI*,

$$u = -\frac{F - \dot{y}^* + K_P e + K_I \int e}{\alpha} \quad (5)$$

If $K_I = 0$, it yields an *intelligent proportional controller*, or *iP*,

$$u = -\frac{F - \dot{y}^* + K_P e}{\alpha} \quad (6)$$

Remark 2.3: Equation (4) and the corresponding iP (6) are most common in practice. This is again a major simplification with respect to “classic” PIDs.

Remark 2.4: See [20], [21], [32] for an analysis of the connections with “classic” PIDs and PIs.



Fig. 2. Our experimental greenhouse system

C. Estimation of F

1) *First example:* F in Equation (1) is assumed to be “well” approximated by a piecewise constant function F_{est} . According to the algebraic parameter identification developed in [33], [34], rewrite, if $\nu = 1$, Equation (4) in the operational domain (see, *e.g.*, [35]):

$$sY = \frac{\Phi}{s} + \alpha U + y(0)$$

where Φ is a constant. We get rid of the initial condition $y(0)$ by multiplying both sides on the left by $\frac{d}{ds}$:

$$Y + s \frac{dY}{ds} = -\frac{\Phi}{s^2} + \alpha \frac{dU}{ds}$$

Noise attenuation is achieved by multiplying both sides on the left by s^{-2} . It yields in the time domain the realtime estimate:

$$F_{\text{est}}(t) = -\frac{6}{\tau^3} \int_{t-\tau}^t [(\tau - 2\sigma)y(\sigma) + \alpha\sigma(\tau - \sigma)u(\sigma)] d\sigma$$

where $\tau > 0$ might be quite small. This integral may of course be replaced in practice by a classic digital filter.

2) *Second example:* Close the loop with the iP (6). It yields:

$$\phi = \frac{1}{L} \left[\int_{t-L}^t (\dot{y}^* - \alpha u - K_P e) d\sigma \right]$$

Remark 2.5: Another possibility for estimating F , which was employed in the first stages of model-free control, is the estimation of the differentiation of the noisy output signal y (see [36], [37]).

III. OUR EXPERIMENTAL GREENHOUSE SYSTEM

Fig. 2 shows our experimental plastic greenhouse which is manufactured by the French company *Richel*. Its area is equal to 80 m². It is the property of the *Laboratoire des Sciences de l'Information et des Systèmes (LSIS)*, to which the first three authors belong.¹ This experimental greenhouse is controlled by a microcomputer and interfaced with the FieldPoint FP-2000 network module developed by the company *National Instruments Corporation*. The FP-2000 network module is associated with two analog input modules (FP-AI-110, FP-AI-111), for the acquisition, and two relay output modules (FP-RLY-420), for the control. The acquisition and control system is developed with the *LabView* language. See Fig. 3 for the control interface. The sampling period is equal to 1 minute. The inside air temperature and humidity are controlled via our techniques.

¹This laboratory is located at the *Université du Sud-Toulon-Var*, France.



Fig. 3. Control interface

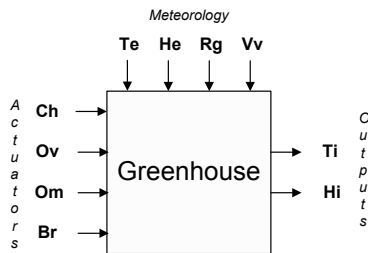


Fig. 4. System variables

A. Description of the system

The greenhouse is a multi-input and multi-output (MIMO) system which is equipped with several sensors and actuators (see Fig. 4). There are

- 4 actuators:
 - 1) Heating (thermal power 58 kw): Ch (*Boolean*),
 - 2) Opening (50 % max): Ov (%),
 - 3) Shade: Om (%),
 - 4) Fog system: Br (*Boolean*).
- 4 meteorology disturbances sensors:
 - 1) External temperature: Te ($^{\circ}C$),
 - 2) External hygrometry: He (%),
 - 3) Solar Radiation: Rg (W/m^2),
 - 4) Speed of the wind: Vv (km/h).
- 2 internal climate sensors:
 - 1) Internal temperature: Ti ($^{\circ}C$),
 - 2) Internal hygrometry: Hi (%).

This system is moreover nonstationary and strongly disturbed.

B. Control of temperature and hygrometry

In the greenhouse system, the temperature and hygrometry management are treated together, because these two quantities are strongly correlated:

- The heating has a dehumidifier effect.
- The opening system has a cooling and dehumidifier effect.
- The fog system has a cooling effect.

Controlling the temperature and the hygrometry is therefore of utmost importance.

1) *Hygrometry reference*: There is no real recommendations by species. It appears nevertheless that

- for the multiplication phase, the hygrometry must be greater than 80 %,
- for the growth phase, the reference is comprised between 60 and 80 %,
- for the tomato, the reference is rather comprised between 50 and 70 %.

Let us mention some other advices:

- avoid condensations,
- avoid a humidity level close to saturation (100 %),
- avoid a humidity level below 40 % for seedlings,
- absolutely avoid a hygrometry below 20 %.

2) *Temperature reference*: Table I displays references among suppliers, which are based on the species.² Observe

²The temperatures are expressed with degrees Celsius.

TABLE I
TEMPERATURE REFERENCE (SEE [1])

Species	Night reference	Day reference	Remarks
Aubergine	21°C	22°C	During 4 weeks after the plant.
	19°C	21°C	To the end
Cucumber	21°C	23°C	During 4 weeks After the plant.
	20°C	22°C	During the next 6 weeks.
	19°C	21°C	To the end.
Lettuce	10°C	10°C	During 2 weeks After the plant.
	6°C	12°C	To the end.
Pepper	20°C	23°C	During 3 weeks after the plant.
	18°C	22°C	To the end.
Tomato	20°C	20°C	During 1 week after the plant.
	18.5°C	19.5°C	During the next 5 weeks.
	17.5°C	18.5°C	To the end.
Azalea	18/21°C	>18°C	
Chrysanthemum	17°C	18°C	
Gerbera	13/15°C		
Antirrhinum	10/11°C		
Carnation	12/13°C	18°C	
Rosebush	17°C	21°C	

that the difficulties for tuning an efficient controller may be attributed to the following causes:

- various references
 - in a day,
 - according to the species,
- system parameter variations according to the plant growth.

IV. APPLYING INTELLIGENT PROPORTIONAL-INTEGRAL CONTROLLERS

Two iPIs (5) are implemented for independent regulations of the temperature and of the hygrometry. We are estimating F via the technique sketched in Section II-C2.

A. Temperature

The estimation $F_{\text{approx}}^{\text{temp}}$ is given by

$$F_{\text{approx}}^{\text{temp}} = \frac{1}{\delta} \int_{T-\delta}^T \left(-\alpha Ch + \dot{T}_i^* - K_P e_{T_i} - K_I \int e_{T_i} \right) d\tau \quad (7)$$

B. Hygrometry

Here

$$F_{\text{approx}}^{\text{hygro}} = \frac{1}{\delta} \int_{T-\delta}^T \left(-\alpha Br + \dot{H}_i^* - K_P e_{H_i} - K_I \int e_{H_i} \right) d\tau \quad (8)$$

TABLE II
SETTING VALUES

Variable	Value
δ	12 minutes
α	10
K_I	0.1
K_P	2

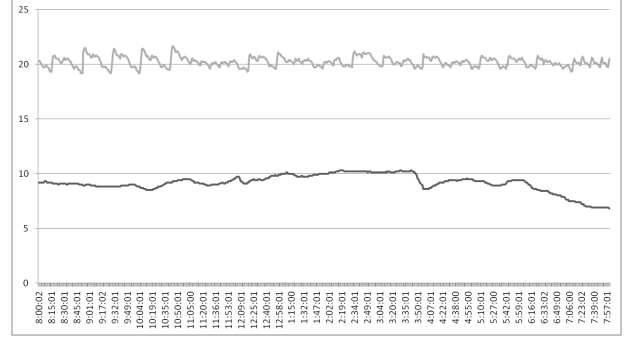


Fig. 5. Internal temperature with model-free control (Te: black line - Ti: grey line)

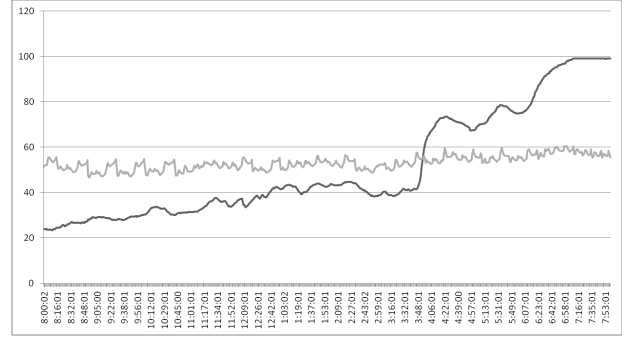


Fig. 6. Internal hygrometry with model-free control (He: black line - Hi: grey line)

C. Setting values

The controllers Ch and Br are deduced from Equations (4), (5), (7), and (8). These controllers are *Pulse Width Modulation (PWM)* controllers. Table II displays the same setting values for the two controllers.

The reference outputs are 20° for the temperature and 50% for the hygrometry. The simulation lasts 12 hours, from 8:00 pm until 8:00 am. We chose the night in order to compare the obtained results with Boolean control (see Section V) in similar weather conditions. During this season in the south of France the outside temperature is moreover too hot during the day in order to reach the chosen reference inside the greenhouse.

Fig. 5 and Fig. 6 show the internal/external temperature and the internal/external hygrometry evolution on the night of March 19th, 2013.

Fig. 7 and Fig. 8 show the control sequences for heating and fog.

We can observe that, at 4:00 am, H_e is close to 100 %: it started to rain. The internal hygrometry H_i is also above the reference output and the fog system Br stops. The heating control allows to lower and stabilize the internal humidity

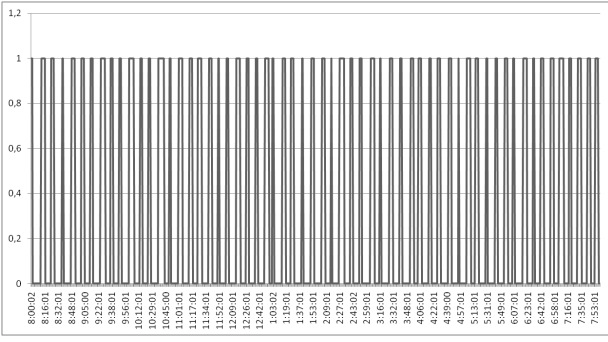


Fig. 7. Heating control with model-free control

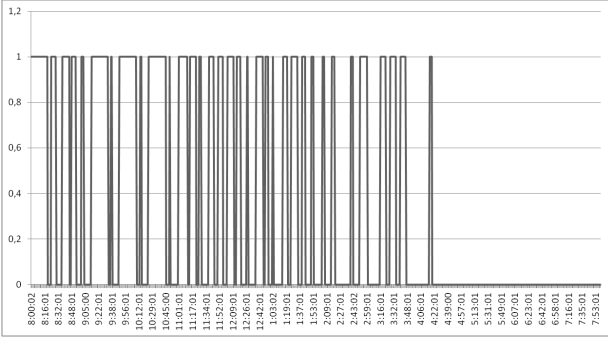


Fig. 8. Fog control with model-free control

TABLE III
RESULTS EVALUATION FOR THE MODEL-FREE CONTROL

Output	mean	variance
ϵT_i	0.35°	0.07°
ϵH_i	5.11%	6.92%

level. Finally, the internal temperature T_i and the internal hygrometry H_i are close to their reference output.

Table III shows the mean and the variance of the error between T_i and the output reference of T_i and between H_i and the reference output of H_i .

V. SOME COMPARISONS

A classic Boolean control law with thresholds is employed for the comparisons. This type of technique is quite often used in agriculture. Experiments have been carried on during two different nights, *i.e.*, March 18th and 19th, 2013, respectively for the Boolean and model-free settings. The temperature reference output is 20°, as in Section IV. For the hygrometry, a dehumidification reference should be selected. The fog control is periodic (3 minutes on, and 27 minutes off) whatever the internal hygrometry. This Boolean control of the humidity is based on the grower rules. The dehumidification reference allows to set the desired maximum hygrometry inside the greenhouse. In this test, we choose 50%.

Fig. 9 and Fig. 10 show results for the internal temperature and the internal hygrometry. Fig. 11 and Fig. 12 show results for the two controls. Fig. 9 and Fig. 10 show results for the internal temperature and the internal hygrometry. Fig. 11 and Fig. 12 show results for the two controls. Table IV

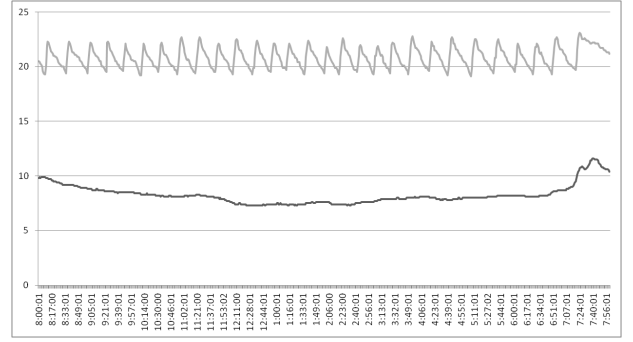


Fig. 9. Internal temperature with a Boolean controller (Te: Black line - Ti: Grey line)

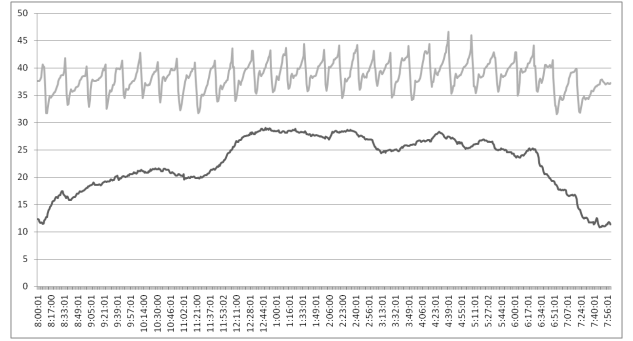


Fig. 10. Internal hygrometry with a Boolean controller (He: Black line - Hi: Grey line)

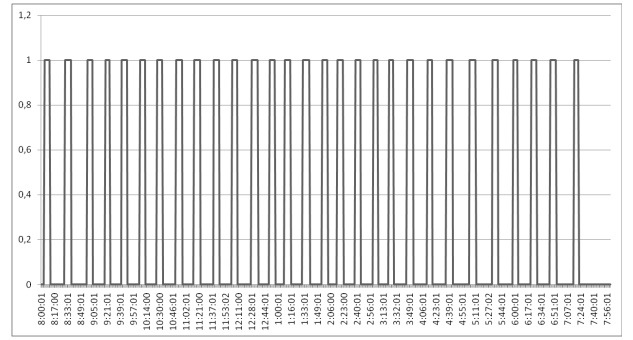


Fig. 11. Heating control with a Boolean controller

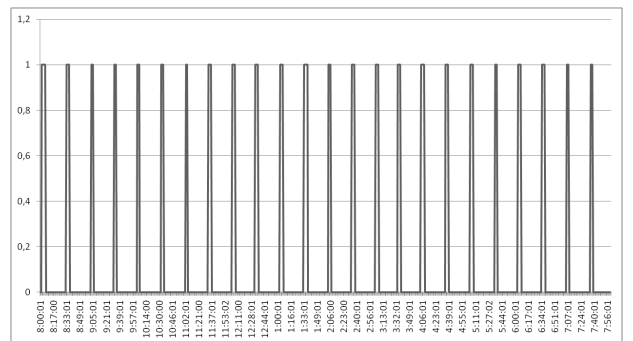


Fig. 12. Fog control with a Boolean controller

shows the mean and the variance of the error between T_i and the output reference of T_i and between H_i and the reference output of H_i .

Tables III and IV demonstrate that our model-free control strategy behaves better than its Boolean counterpart. Let us

TABLE IV
RESULTS EVALUATION WITH A CLASSIC BOOLEAN CONTROL

Output	mean	variance
ϵT_i	0.98°	0.57°
ϵH_i	11.63%	6.62%

TABLE V
COMPARISONS OF THE ENERGY

Actuator	Model-free control	Classical Boolean control
Heat	221 min	209 min

emphasize two more points:

- As already explained in Section III, one of the goals of control climate is to reduce the energy consumption. Table V shows that the heating is on only during 30% of the time with the model-free setting.
- For a given operating time, model-free control ensures a better tracking of the reference signals.

VI. CONCLUSION

This paper presents a model-free control of the climate of an experimental greenhouse. This setting turns out to be more efficient than a classic Boolean control. It is moreover much more easier to tune than a classic PID controller. Future publications will develop our viewpoint, and compare it to several other existing approaches. They will also study fault diagnosis and accommodation (see, e.g., [20], [21]), and data mining for climate control (see, e.g., [38]).

REFERENCES

- [1] L. Urban, *Introduction à la production sous serre*, Lavoisier, 1997.
- [2] D.L. Critten, B.J. Bailey, A review of greenhouse engineering developments during the 1990s, *Agric. Forest Meteorology*, 112, 1-22, 2002.
- [3] C. Duarte-Galvan, I. Torres-Pacheco, R.G. Guevara-Gonzalez, R.J. Romero-Troncoso, L.M. Contreras-Medina, M.A. Rios-Alcaraz, J.R. Millan-Almaraz, Advantages and disadvantages of control theories applied in greenhouse climate control systems, *Spanish J. Agri. Res.*, 10, 926-938, 2012.
- [4] B.A. Kimball, Simulation of the energy balance of a greenhouse, *Agric. Meteorology*, 11, 243-260, 1973.
- [5] C. Viard-Gaudin, *Simulation et commande auto-adaptative d'une serre agricole*, Thèse, Université de Nantes, 1981.
- [6] J.B. Cunha, C. Couto, A.E. Ruano, Real-time parameter estimation of dynamic temperature models for greenhouse environmental control, *Control Eng. Practice*, 5, 1473-1481, 1997.
- [7] J. F. Balmat, F. Lafont, Multi-model architecture supervised by Kohonen map, in *Sci. Electron., Techno. Inform. Telecom (SETIT'03)*, pp. 98-104, Sousse, 2003.
- [8] F. Lafont, J. F. Balmat, M. Taurines, Fuzzy forgetting factor for system identification, in *3rd IEEE Int. Conf. Systems Signals Devices*, Sousse, 2005.
- [9] N. Pessel, J. Duplaix, J. F. Balmat, F. Lafont, A multi-structure modeling methodology, in eds. V.E. Balas, J. Fodor, A.R., Várkonyi-Kóczy, *Soft Computing Based Modeling in Intelligent Systems*, Studies in Computational Intelligence 196, Springer, pp. 93-113, 2009.
- [10] N. Pessel, J.F. Balmat, Principal component analysis to the modelling of systems - Application to an experimental greenhouse, in *3rd IEEE Int. Conf. Systems Signals Devices*, Sousse, 2005.
- [11] T. Boulard, Water vapour transfer in a plastic house equipped with a dehumidification heat pump, *J. Agric. Engin. Res.*, 44, 191-204, 1989.
- [12] P. Salgado, J. B. Cunha, Greenhouse climate hierarchical fuzzy modelling, *Control Eng. Practice*, 13, 613-628, 2005.
- [13] P. Chandra, L.D. Albright, N.R. Scott, A time dependent model of the greenhouse thermal environment, *Trans. Amer. Soc. Agri. Engin.*, 24, 442-449, 1981.
- [14] K.G. Arvantis, P.N. Paraskevopoulos, A.A. Vernados, Multirate adaptive temperature control of greenhouses, *Comput. Electron Agri.*, 26, 303-320, 2000.
- [15] N. Bennis, J. Duplaix, G. Enéa, M. Haloua, H. Youlal, An advanced control of greenhouse climate, in *33rd Int. Symp. Actual Tasks Agri. Engin.*, pp. 265-277, Opatija, 2005.
- [16] J.K. Gruber, J.L. Guzmán, F. Rodríguez, C. Bordons, M. Berenguel, J.A. Sánchez, Nonlinear MPC based on a Volterra series model for greenhouse temperature control using natural ventilation, *Control Eng. Practice*, 19, 354-366, 2011.
- [17] F. Lafont, J. F. Balmat, Optimized fuzzy control of a greenhouse, *Fuzzy Sets Syst.*, 128, 47-59, 2000.
- [18] M. Fliess, C. Join, Commande sans modèle et commande à modèle restreint, *e-STA*, 5 (n° 4), 1-23, 2008. Available at <http://hal.archives-ouvertes.fr/inria-00288107/en/>
- [19] M. Fliess, C. Join, Model-free control and intelligent PID controllers: towards a possible trivialization of nonlinear control?, in *15th IFAC Symp. System Identification*, Saint-Malo, 2009. Available at <http://hal.archives-ouvertes.fr/inria-00372325/en/>
- [20] M. Fliess, C. Join, Model-free control, *Int. J. Control*, to appear.
- [21] M. Fliess, C. Join, S. Riachy, Rien de plus utile qu'une bonne théorie: la commande sans modèle, in *Journées Nationales/Journées Doctorales Modélisation Analyse Conduite Systèmes*, Marseille, 2011. Available at <http://hal.archives-ouvertes.fr/hal-00581109/en/>
- [22] H. Abouassa, M. Fliess, V. Iordanova, C. Join, Freeway ramp metering control made easy and efficient, in *13th IFAC Symp. Control Transportation Systems*, Sofia, 2012. Available at <http://hal.archives-ouvertes.fr/hal-00711847/en/>
- [23] S. Andary, A. Chemori, M. Benoit, J. Sallantin, A dual model-free control of underactuated mechanical systems - Application to the inertia wheel inverted pendulum with real-time experiments, in *Amer. Control Conf.*, Montréal, 2012.
- [24] J. De Miras, S. Riachy, M. Fliess, C. Join, S. Bonnet, Vers une commande sans modèle d'un palier magnétique, in *7th Conf. Int. Francoph. Automatique*, Grenoble, 2012. Available at <http://hal.archives-ouvertes.fr/hal-00682762/en/>
- [25] P.-A. Gédouin, E. Delaleau, J.-M. Bourgeot, C. Join, S. Arab-Chirani, S. Calloch, Experimental comparison of classical pid and model-free control: position control of a shape memory alloy active spring, *Control Eng. Practice*, 19, 433-441, 2011.
- [26] J. Villagra, C. Balaguer, A model-free approach for accurate joint motion control in humanoid locomotion, *Int. J. Humanoid Robotics*, 8, 27-46, 2011.
- [27] J. Villagra, D. Herrero-Pérez, A comparison of control techniques for robust docking maneuvers for an AVG, *IEEE Trans. Control Systems Techno.*, 20, 1116-1123, 2012.
- [28] J. Villagra, V. Milans, J. Pérez, T de Pedro, Control basado en PID inteligentes: aplicación al control de crucero de un vehículo a bajas velocidades, *Rev. Iberoamer. Autom. Inform. Indust.*, 7, 44-52, 2010.
- [29] C. Join, G. Robert, M. Fliess, Vers une commande sans modèle pour aménagements hydroélectriques en cascade, in *6th Conf. Int. Francoph. Automatique*, Nancy, 2010. Available at <http://hal.archives-ouvertes.fr/inria-00460912/en/>
- [30] K.J. Åström, T. Hägglund, *Advanced PID Control*, Instrument Soc. Amer., 2006.
- [31] A. O'Dwyer, *Handbook of PI and PID Controller Tuning Rules* (3rd ed.), Imperial College Press, 2009.
- [32] B. d'Andrea-Novet, M. Fliess, C. Join, H. Mounier, B. Steux, A mathematical explanation via "intelligent" PID controllers of the strange ubiquity of PIDs, in *18th Med. Conf. Control Automation*, Marrakech, 2010. Available at <http://hal.archives-ouvertes.fr/inria-00480293/en/>
- [33] M. Fliess, H. Sira-Ramírez, An algebraic framework for linear identification, *ESAIM Control Optimiz. Calc. Variat.*, 9, 151-168, 2003.
- [34] M. Fliess, H. Sira-Ramírez, Closed-loop parametric identification for continuous-time linear systems via new algebraic techniques, in eds. H. Garnier and L. Wang, *Identification of Continuous-time Models from Sampled Data*, Springer, pp. 362-391, 2008.
- [35] K. Yosida, *Operational Calculus* (translated from the Japanese), Springer, 1984.
- [36] M. Fliess, C. Join, H. Sira-Ramírez, Non-linear estimation is easy, *Int. J. Model. Identif. Control*, 4, 12-27, 2008. Available at <http://hal.archives-ouvertes.fr/inria-00158855/en/>
- [37] M. Mboup, C. Join, M. Fliess, Numerical differentiation with annihilators in noisy environment, *Numer. Algor.*, 50, 439-467, 2009.
- [38] Z. Hou, Z. Lian, Y. Yao, X. Yuan, Data mining based sensor fault diagnosis and validation for building air conditioning system, *Energy Conversion Management*, 47, 2479-2490, 2006.